

# 2022 Postage Rates

Effective July 10, 2022



## FIRST-CLASS - COMMERCIAL LETTERS AND CARDS

Weight Not Over (ounces)	Automation			Nonautomation Machinable	
	5-Digit	AADC	Mixed AADC	AADC	Mixed AADC
1	0.455	0.491	0.515	0.493	0.526
2	0.455	0.491	0.515	0.493	0.526
3	0.455	0.491	0.515	0.493	0.526
3.5	0.455	0.491	0.515	0.493	0.526
Postcard up to 6"x9"	0.330	0.348	0.359	0.372	0.372

## FIRST-CLASS - COMMERCIAL FLATS (LARGE ENVELOPES)

Weight Not Over (ounces)	Automation				Nonauto
	5-Digit	3-Digit	ADC	Mixed ADC	Presorted
1	0.555	0.762	0.821	0.934	1.080
2	0.795	1.002	1.061	1.174	1.320
3	1.035	1.242	1.301	1.414	1.560
4	1.275	1.482	1.541	1.654	1.800
5	1.515	1.722	1.781	1.894	2.040
6	1.755	1.962	2.021	2.134	2.280
7	1.995	2.202	2.261	2.374	2.520
8	2.235	2.442	2.501	2.614	2.760
9	2.475	2.682	2.741	2.854	3.000
10	2.715	2.922	2.981	3.094	3.240
11	2.955	3.162	3.221	3.334	3.480
12	3.195	3.402	3.461	3.574	3.720
13	3.435	3.642	3.701	3.814	3.960

## MARKETING MAIL - NON-PROFIT LETTERS

3.5 oz or less Entry Point	Automation		
	5-Digit	AADC	Mixed AADC
None	0.154	0.186	0.207
DNDC	0.131	0.163	0.184
DSCF	0.124	0.156	-

3.5 oz or less Entry Point	Non-Automation Presorted	
	AADC	Mixed AADC
None	0.197	0.213
DNDC	0.174	0.190
DSCF	0.167	-

# 2022 Postage Rates

Effective July 10, 2022



## MARKETING MAIL - COMMERCIAL LETTERS

3.5 oz or less	Carrier Route				Automation		
	Entry Point	Saturation	High Density Plus	High Density	Basic	5-Digit	AADC
None	0.209	0.225	0.270	0.400	0.296	0.328	0.349
DNDC	0.186	0.202	0.247	0.377	0.273	0.305	0.326
DSCF	0.179	0.195	0.240	0.370	0.266	0.298	-

3.5 oz or less	Non-Automation Presorted		
	Entry Point	AADC	Mixed AADC
None	0.339	0.355	
DNDC	0.316	0.332	
DSCF	0.309	-	

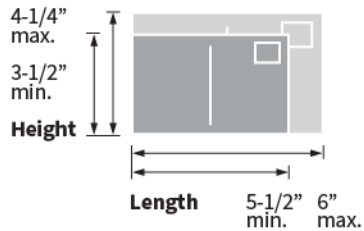
## MARKETING MAIL - COMMERCIAL FLATS

4 oz or less	Automation				Nonautomation				
	Entry Point	5-Digit	3-Digit	ADC	Mixed ADC	5-Digit	3-Digit	ADC	Mixed ADC
None	0.530	0.684	0.782	0.854	0.611	0.736	0.800	0.881	
DNDC	0.461	0.615	0.713	0.785	0.542	0.667	0.731	0.812	
DSCF	0.439	0.593	0.691	-	0.520	0.645	0.709	-	
More than 4 ounces									
None per lb.	1.087	1.087	1.087	1.087	1.087	1.087	1.087	1.087	
DNDC per lb.	0.811	0.811	0.811	0.811	0.811	0.811	0.811	0.811	
DSCF per lb.	0.723	0.723	0.723	-	0.723	0.723	0.723	-	
+ None per pc.	0.258	0.412	0.510	0.582	0.339	0.464	0.528	0.609	
+ DNDC per pc.	0.258	0.412	0.510	0.582	0.339	0.464	0.528	0.609	
+ DSCF per pc.	0.258	0.412	0.510	-	0.339	0.464	0.528	-	

# 2022 Postage Rates

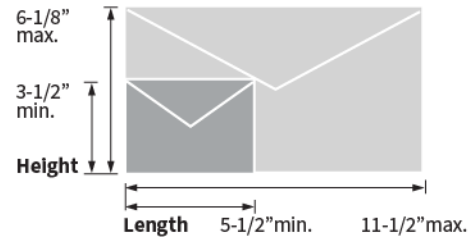
Effective July 10, 2022

## CARD DIMENSIONS



Measurement	Minimum	Maximum
Length	5-1/2 inches	6 inches
Height	3-1/2 inches	4-1/4 inches
Thickness	0.007 inch	0.016 inch

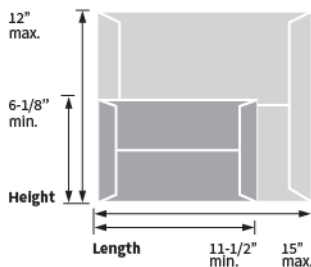
## LETTER DIMENSIONS<sup>1</sup>



Measurement	Minimum	Maximum
Length	5-1/2 inches	11-1/2 inches
Height	3-1/2 inches	6-1/8 inches
Thickness	0.007 inch*	0.25 inch

\*Min. is 0.009 inches if letter is more than 4-1/4 inches high or 6 inches long.

## FLAT DIMENSIONS



Measurement	Minimum*	Maximum
Length	11-1/2 inches	15 inches
Height	6-1/8 inches	12 inches
Thickness	0.25 inch	0.75 inch

\*Flats exceed at least one of these dimensions.

\*\*Automated Flat Minimums: 6.0 inches L, 5.0 inches H & .009 inches T

## ASPECT RATIO

The dimension of a mail piece expressed as a ratio of length (direction parallel to the address) divided by height.

For example:

A postcard that is 5-1/2 inches long by 3-1/2 inches high has an aspect ratio of 1.57.

An aspect ratio between 1.3 and 2.5 is required for automation compatibility.

1. Effective January 6th, 2014, folded self-mailers must comply with the following characteristics:

- Length: 5-1/2 inches minimum and 11-1/2 inches maximum.
- Height: 3-1/2 inches minimum and 6-1/8 inches maximum.
- Weight: 3 ounces maximum.
- Thickness and aspect ratio are the same as listed above.